

**KHSAA TITLE IX  
ANNUAL REPORT SUBMISSION  
STATUS REPORT  
2008-2009**

KHSAA  
Form T65  
Revised 4/09

TO: KHSAA Member School Superintendents, Principals, and Athletic Directors

FROM: Brigid L. DeVries, Commissioner  
Darren Bilberry, Assistant Commissioner

DATE: June 1, 2009

|        |                          |             |                |
|--------|--------------------------|-------------|----------------|
| School | Todd Central High School | Reviewed by | Martha Mullins |
|--------|--------------------------|-------------|----------------|

The following is a status report regarding the required 2008 - 2009 Title IX Annual Report submission of forms due into the KHSAA office by April 15, 2009. Appropriate KHSAA Audit Team personnel have reviewed these forms and the following is a summary of this review.

I. Checklist of Forms properly submitted in a satisfactory manner:

|          |                               |            |  |
|----------|-------------------------------|------------|--|
| <b>X</b> | GE 19 (Annual Verification)   |            | T-35 (Budget Expenses)                             |
| <b>X</b> | T-1 (Summary Program Chart 1) |            | T-36 (Budget Expenses)                             |
| <b>X</b> | T-2 (Summary Program Chart 2) | <b>X</b>   | T-41 (Checklist – Overall Interscholastic Program) |
| <b>X</b> | T-3 (Summary Program Chart 3) | <b>X</b>   | T-60 (Corrective Action Plan)                      |
| <b>X</b> | T-4 (Summary Program Chart 4) | <b>N/A</b> | T-63 (Interscholastic Survey Results)              |

II. Status

|    |          |   |
|----|----------|---|
| A. |          | 2008 – 2009 Forms are satisfactory and no further information or action is necessary at this time.  |
| B. | <b>X</b> | Errors have been noted with respect to the following forms:<br><b>T-35/36: The information on number of coaches/teams was omitted. Submit the data by June 15, 2009.</b>  |
| C. |          | The following forms were omitted and must be submitted by school representatives:   |
| D. | <b>X</b> | According to the 2008-2009 data, the school appears to be meeting the standards established in:<br><input type="checkbox"/> Test 1 (Athletic participation is proportionate to enrollment)<br><input type="checkbox"/> Test 2 (History and continuing practice of program expansion)<br><input checked="" type="checkbox"/> Test 3 (Full and effective accommodation of interests and abilities)  |
| E. | <b>X</b> | Other Recommendation and Comments:<br>The KHSAA continues to recommend that a meeting of the Gender Equity Review Committee be held in each sports season, i.e., Fall, Winter, and Spring. A meeting of the Committee should be scheduled in the Winter next academic year.<br><b>Please provide an explanation regarding the disparity in expenditures in like-sports: between boys' and girls' basketball in TRAVEL and AWARDS; and in AWARDS, between softball and baseball. Please reply by June 15, 2009. Include a copy of the athletics department policies on TRAVEL and on AWARDS.</b> |



**KENTUCKY HIGH SCHOOL ATHLETIC ASSOCIATION  
2008-2009 ANNUAL VERIFICATION OF TITLE IX PROCEDURES**

KHSAA Form GE19  
F: Forms/GE19  
Rev.12 08

(To be submitted by April 15, 2009 along with other required forms)

The Todd County Central High School, Elkton, Kentucky  
(Name of High School) (City)

certifies to the Kentucky High School Athletic Association that the following is an accurate and true representation of the facts surrounding compliance with 20 U.S.C. Sections 1681-1688, et. Seq. (also known as Title IX)

I certify the following provisions in accordance with records at the school contained in the permanent Title IX file, at least one copy of which must be maintained in the Principal's office, and to the best of my knowledge have completed the following tasks.

Established a gender equity committee at the high school. (List committee personnel and provide attachment if necessary)

| Name            | Address  | Phone        | Title<br>(Supt., Principal, Student, Parent, Coach, Etc.) |
|-----------------|--|--------------|---|
| Joe Nell Waters | 1055 Snardon Mill Rd, Allensville KY 42204       | 270-878-0266 | Principal   |
| Carlton Evans   | 1602 Iroquois Rd., Clarksville TN 37043          | 931-647-5733 | Assistant Principal/Athletic Dir.                         |
| Deana Power     | 2222 Old Allensville Rd., Elkton KY 42220        | 270-265-2143 | Board Member  |
| Ann Osborn      | 4400 Tress Shop Road, Trenton KY 42286           | 270-466-3103 | Assistant Athletic Director                               |
| Stephen Smiley  | 4920 Old Madisonville Rd., Hopkinsville KY 42240 | 270-839-1850 | Coach   |
| Steve Phillips  | 1137 Madison St. Unit 1, Clarksville TN 37040    | 931-216-5412 | Coach   |
| Ginger Simons   | 302 Johnson Mill Rd., Lewisburg KY 42256         | 270-277-6776 | Parent  |
| Kathy Perdue    | 4907 Clarksville Rd., Trenton KY 42286           | 270-604-5092 | Parent  |
| Molly Stuard    | 107 Elm St., Trenton KY 42286                    | 270-466-3372 | Student   |
| Luke Perdue     | 3670 Old Trenton Rd., Guthrie KY 42234           | 270-604-1913 | Student   |

Scheduled a minimum of three meetings during the 2008-2009 school year on the following dates:

|                 |
|-----------------|
| October 1, 2008 |
| March 26, 2009  |
| May 6, 2009     |

Designated the following person(s) as the Title IX coordinator for the school:

| Name          | Title                         | Address                                   | Phone        |
|---------------|-------------------------------|---|--------------|
| Carlton Evans | Asst. Principal/Athletic Dir. | 1602 Iroquis Rd.,<br>Clarksville TN 37043 | 931-647-5733 |

Designated the following person(s) as the Title IX coordinator for the district:

| Name        | Title           | Address                             | Phone        |
|-------------|-----------------|-------------------------------------|--------------|
| Vicki Myers | Assistant Supt. | 205 Airport Rd., Elkton KY<br>42220 | 270-265-2436 |

School personnel are continuing to make periodic reviews of the boys' and girls' athletics program reflected in the Corrective Action Plan.

In addition to the above information, the above referenced school maintains a complete permanent file relative to Title IX records including copies of the self-assessment audit, all corrective action plans, and other related materials.

Principal's Signature  
  
Superintendent Signature

04/13/2009  
Date  
  
School Board Chairpersons' Signature



**2008-2009**  
**ACCOMMODATION OF INTERESTS AND ABILITIES**  
**SUMMARY PROGRAM CHART T-1**

KHSAA  
 Form T1  
 F:Forms/T1  
 Rev. 10/08

**Participation Opportunities Test One**

|       |         | (Column 1) | (Column 2)                     | (Column 3)   | (Column 4)                        |
|-------|---------|------------|--------------------------------|--|-----------------------------------|
|       | Program | Enrollment | Percentage of Total Enrollment | Number of Interscholastic Participants (double and triple count) | Percentage of Total Participation |
| Row 1 | GIRLS   | 291        | 52.8%                          | 156  | 49.4%                             |
| Row 2 | BOYS    | 260        | 47.2%                          | 160  | <del>50.6%</del> 51               |
| Row 3 | Totals  | 551        | 100%                           | 316  | 100%                              |

Instructions:

\*Number of 8<sup>th</sup> grade students & below used in Column 3 and Column 4 calculations: 51

- Determine the total number of girls enrolled, (place in Row 1, Column 1). Determine the total number of boys enrolled, (place in Row 2, Column 1).
- Add the total number of girls and boys enrolled to determine total enrollment, (place in Row 3, Column 1).
- Calculate the percentage of total enrollment that is female. (Divide Row 1, Column 1 by Row 3, Column 1 and place in Row 1, Column 2.) Calculate the percentage of total enrollment that is male. (Divide Row 2, Column 1 by Row 3, Column 1 and place in Row 2, Column 2.) Note: Row 1, Column 2 plus Row 2, Column 2 should total 100%.
- Ask coaches to confirm the names of those individuals who are on the team as of the first **date of regular season competition**, and cross out the names of those who were cut from the team or quit the team prior to the first regular season competitive event. Determine the total number of interscholastic athletics participants that are girls, (and place in Row 1, Column 3). In order to determine the total number of athletics participants, an individual should be counted each time he or she participates on a team. For example, if Jane Doe competes on the varsity volleyball team, the junior varsity volleyball team, the junior varsity basketball team, and the varsity softball team, she should be counted as four participants (**do not include club or intramural sports participants, cheerleaders, dance teams, or pom squads**). Calculate the same way for boys and girls. \* In addition, should 8<sup>th</sup> grade students and below play on a Freshman, Junior Varsity, or Varsity team, they should also be counted for each team and sport on which they participate. If applicable, please asterisk in the above notation as to how many 8<sup>th</sup> grade students & below are included in the totals.  
 Using the same procedure, determine the total number of interscholastic athletic participants that are boys, (and place in Row 2, Column 3). Add Row 1, Column 3 plus Row 2, Column 3 to get total participants and place in Row 3, Column 3.
- Calculate the percentage of female participation. (Row 1, Column 3 divided by Row 3, Column 3 and place in Row 1, Column 4.) Calculate the percentage of male participation. (Row 2, Column 3 divided by Row 3, Column 3 and place in Row 2, Column 4.) Note: Row 1, Column 4 plus Row 2, Column 4 should total 100%.

Note: While being within three percent is not a formal compliance standard; if the percent listed in Row 1, Column 4 is within 3% of Row 1, Column 2, then it provides a good target within which compliance is likely.

Principal's Signature: *Neil Walker* Date: 04/13/09

**2008-2009**  
**ACCOMMODATION OF INTERESTS AND ABILITIES**  
**SUMMARY PROGRAM CHART T-2**

KHSAA  
 Form T2  
 Rev. 12/08

**Participation Opportunities Test Two**

|         |       |          | Column 1                          | Column 2               | Column 3   | Column 4  | Column 5   |
|---------|-------|----------|-----------------------------------|------------------------|--|---|--|
| Program |       |          | Number of Teams Currently Offered | Number of Participants | Number of Teams Added Since the beginning of the 2004-2005 School Year | Number of participants for the 2008-09 school year who are playing on teams added since the 2004-05 school year | Percent of Total Participation By Sex Added Since the beginning of the 2004-2005 School Year |
| GIRLS   | Row 1 | varsity: | 6                                 | 68                     | 0  | 0   |  |
|         | Row 2 | j.v.:    | 4                                 | 71                     | 0  | 0   |  |
|         | Row 3 | frosh:   | 2                                 | 17                     | 1  | 10  |  |
|         | Row 4 | total:   | 12                                | 156                    | 1  | 10  | <del>6.4%</del> 6  |
| BOYS    | Row 5 | varsity: | 6                                 | 98                     | 0  | 0   |  |
|         | Row 6 | j.v.:    | 4                                 | 56                     | 1  | 14  |  |
|         | Row 7 | frosh:   | 1                                 | 6                      | 0  | 0   |  |
|         | Row 8 | total:   | 11                                | 160                    | 1  | 14  | <del>8.8%</del> 9  |

- 1) For Column 1, list the number of interscholastic teams offered for girls and boys at each competitive level (varsity, junior varsity, and freshman). For girls, total each of the entries in Rows 1, 2, and 3 into Row 4. For boys, total Rows 5, 6, and 7 into Row 8.
- 2) For Column 2, list the number of participants at each level. For girls, total each of the entries in Rows 1, 2, and 3 into Row 4. For boys, total Rows 5, 6, and 7 into Row 8. **Note:** The totals in Row 4 for girls and in Row 8 for boys must be the same as the totals in Form T-1, Column 3, Rows 1 and 2 respectively.
- 3) For Column 3, list the number of interscholastic teams that have been added in the last five years at each competitive level. Count each team added during the 5 year period only one time. e.g. Girl's junior varsity soccer was added 3 years ago, count the team only once, not 3 times. For girls, total the entries in Rows 1, 2, and 3 into Row 4. For boys, total Rows 5, 6, and 7 into Row 8.
- 4) For Column 4, list the number of participants that are **currently** on each level of the teams that were added in the last five years. If a team was added previously but no longer exists, there are no current participants to be added for that team. For girls, total the entries in Rows 1, 2, and 3 into Row 4. For boys, total Rows 5, 6, and 7 into Row 8.
- 5) For Column 5, calculate the percentage of participants that have been added in the last five years. For girls, take the number in Column 4, Row 4 and divide by the number in Column 2, Row 4. For boys, take the number in Column 4, Row 8 and divide it by the number in Column 2, Row 8.

Note: If the percentage of current participants added in the last five years is 25% or greater, compliance with Test Two may be possible. If less than 25%, then compliance with Test Three should be analyzed. **CAUTION:** 25% is not a formal compliance standard.

Principal's Signature:  Date: 04/13/09

**2008-2009**  
**ACCOMMODATION OF INTERESTS AND ABILITIES**  
**SUMMARY PROGRAM CHART T-3**

KHSAA  
Form T3  
Rev. 12/08


**Participation Opportunities Test Three**

FOR ANY QUESTION ANSWERED "YES" IDENTIFY THE RESPECTIVE SPORT(S).

|   | GIRLS<br>(Yes / No) |  | BOYS<br>(Yes / No) |
|---|---------------------|--|--------------------|
| 1. For a sport <u>not</u> currently offered in your interscholastic athletics program, is there sufficient interest to form a viable interscholastic team based on participation on an <u>intramural team</u> .                                   | No                  |  | No                 |
| 2 For a sport <u>not</u> currently offered, is there sufficient interest, based on the responses to your most recent Student Interest Survey, to form a viable <u>interscholastic team</u> for a sport not currently offered. If yes, what sport? | Yes                 |  | Yes                |
| 3. For a sport currently offered at the junior varsity or freshman level is there sufficient interest, based on your most recent Student Interest Survey, to form a <u>varsity team</u> not currently offered?                                    | No                  |  | No                 |
| 4. For a sport currently offered at the varsity level only, is there sufficient interest, based on your most recent Student Interest Survey, to form a viable team for a <u>junior varsity or freshman team</u> that is not currently offered?    | No                  |  | No                 |
| 5. If you answered YES to question (1), (2), (3), or (4), are there enough high schools in the geographic area offering the sport (at the appropriate level) to allow for the development of a reasonable schedule of competition?                | Yes                 |  | Yes                |

**Plans to Address Interest:**

Hold an informational meeting for a Cross Country team. A possible coach has been located.

Principal's Signature:  Date: 04/13/09



**2008-2009**  
**ACCOMODATION OF INTERESTS AND ABILITIES**  
**SUMMARY PROGRAM CHART T-4**

KHSAA  
 Form T4  
 F-Forms/T4  
 Rev. 12/08

**Levels of Competition Test One**

|             |             | Column 1                          | Column 2               | Column 3                                 |
|-------------|-------------|-----------------------------------|------------------------|--|
| Girls       | Team Levels | Number of Teams Currently Offered | Number of Participants | Percentage of Participants at Each Level |
| Row 1       | varsity:    | 6                                 | 68                     | <del>43.6%</del> 44                      |
| Row 2       | j.v.:       | 4                                 | 71                     | <del>45.5%</del> 45/46                   |
| Row 3       | frosh:      | 2                                 | 17                     | <del>10.9%</del> 11                      |
| Row 4       | total:      |                                   | 156                    | 100%                                     |
| <b>Boys</b> |             |                                   |                        |  |
| Row 5       | varsity:    | 6                                 | 98                     | 61.3%                                    |
| Row 6       | j.v.:       | 4                                 | 56                     | 35.0%                                    |
| Row 7       | frosh:      | 1                                 | 6                      | 3.7%                                     |
| Row 8       | total:      |                                   | 160                    | 100%                                     |

- 1) Column 1, list the number of interscholastic teams offered for girls and boys at each competitive level; varsity, junior varsity, and freshman. (Refer to Form T-2, Accommodation of Interests and Abilities, Summary Program Chart 2, Column 1.)
- 2) For Column 2, list the number of participants at each level. For girls, total the entries in Rows 1, 2, and 3 into Row 4. For boys, total the entries in Rows 5, 6, and 7 into Row 8. (Refer to Form T-2, Accommodation of Interests and Abilities, Summary Program Chart 2, Column 2.)
- 3) For Column 3, calculate the percentage of female and male participants at each level.  
 For girls' varsity, junior varsity, and frosh, respectively:
  - Divide Column 2, Row 1 by Column 2, Row 4, and place the percentage in Column 3, Row 1
  - Divide Column 2, Row 2 by Column 2, Row 4, and place the percentage in Column 3, Row 2.
  - Divide Column 2, Row 3 by Column 2, Row 4, and place the percentage in Column 3, Row 3.
  -
 For boys' varsity, junior varsity, and frosh, respectively:
  - Divide Column 2, Row 5 by Column 2, Row 8, and place the percentage in Column 3, Row 5.
  - Divide Column 2, Row 6 by Column 2, Row 8, and place the percentage in Column 3, Row 6.
  - Divide Column 2, Row 7 by Column 2, Row 8, and place the percentage in Column 3, Row 7.

Principal's Signature: *Lee Ann Waters* Date: 04/13/09

**2008-2009  
ACTUAL EXPENDITURES - PROGRAM COMPARISON CHART 1  
TO INCLUDE BOOSTER CLUB FUNDING**

|   | equipment and supplies |         | travel       |         | awards       |          | coaches' salaries (to include supplemental and extended employment; dollar amount required) |         | facilities improvements |         | publications (if sport-specific) |         |
|---|------------------------|---------|--------------|---------|--------------|----------|---|---------|-------------------------|---------|----------------------------------|---------|
|   | Expenditures           |         | Expenditures |         | Expenditures |          | Expenditures  |         | Expenditures            |         | Expenditures                     |         |
|   | School                 | Booster | School       | Booster | School       | Booster  | School  | Booster | School                  | Booster | School                           | Booster |
| G basketball  | 1034.04                | 3214.87 | 2758.94      | 375.89  | 93.05        | 11223.00 | 633.34  |         |                         |         |                                  |         |
| B basketball  | 4185.28                | 1364.00 | 4233.91      | 1615.28 | 32.50        | 11223.00 | 633.33  |         |                         |         |                                  |         |
| G softball  | 2093.57                | 4843.00 | 739.78       | 410.69  | 1450.00      | 2869.00  | 70.00   | 450.00  |                         |         |                                  |         |
| B baseball  | 1776.18                | 2720.62 | 2014.79      | 30.00   | 776.85       | 2869.00  | 70.00   | 1749.30 |                         |         |                                  |         |
| G cross country   |                        |         |              |         |              |          |   |         |                         |         |                                  |         |
| B cross country   |                        |         |              |         |              |          |   |         |                         |         |                                  |         |
| G golf  |                        | 620.00  |              | 131.95  |              | 1042.50  |   |         |                         |         |                                  |         |
| B golf  |                        | 620.00  | 522.83       | 131.95  |              | 1042.50  |   |         |                         |         |                                  |         |
| G soccer  | 256.23                 | 720.00  | 1416.05      |         | 2004.00      | 2822.00  |   |         |                         |         |                                  |         |
| B soccer  | 256.22                 | 720.00  | 1161.59      |         | 2004.00      | 2822.00  |   |         |                         |         |                                  |         |
| G swimming  |                        |         |              |         |              |          |   |         |                         |         |                                  |         |
| B swimming  |                        |         |              |         |              |          |   |         |                         |         |                                  |         |
| <p><b>Total expenditures on T-36 and T-36 on the 2008-2009 year report due by April 15, 2009, should reflect the total monies spent (rounded off to nearest dollar) for the entire school year of 2007-2008 ending June 30, 2008.</b></p> |                        |         |              |         |              |          |   |         |                         |         |                                  |         |

19,333  
23,287  
13,319  
13,007  
1,795  
2,318  
7,218  
6,964

2. Booster Club Funding/Contributions must be included in the above expenditures total. (Note: It is illegal for coaches to be paid by Booster Clubs - Reference KHSAA Bylaw 27)

Principal's Signature: [Signature] Date: 04/13/09

**2008-2009  
ACTUAL EXPENDITURES - PROGRAM COMPARISON CHART 2  
TO INCLUDE BOOSTER CLUB FUNDING**

|                | equipment and supplies |         | travel       |         | awards       |         | coaches' salaries (to include supplemental and extended employment; dollar amount required) |         | facilities improvements |         | publications (if sport-specific) |         |
|----------------|------------------------|---------|--------------|---------|--------------|---------|---|---------|-------------------------|---------|----------------------------------|---------|
|                | Expenditures           |         | Expenditures |         | Expenditures |         | Expenditures  |         | Expenditures            |         | Expenditures                     |         |
|                | School                 | Booster | School       | Booster | School       | Booster | School  | Booster | School                  | Booster | School                           | Booster |
| G track        |                        |         | 1062.35      | 620.00  | 250.83       |         | 1434.00   |         |                         |         |                                  |         |
| B track        |                        |         | 600.25       | 620.00  | 104.92       |         | 1434.00   |         |                         |         |                                  |         |
| G tennis       |                        |         |              |         |              |         |   |         |                         |         |                                  |         |
| B tennis       |                        |         |              |         |              |         |   |         |                         |         |                                  |         |
| G volleyball   | 3460.31                | 1917.11 | 2182.99      | 1920.00 | 28.95        | 1292.91 | 2822.00   | 633.33  |                         |         |                                  |         |
| B wrestling    |                        |         |              |         |              |         |   |         |                         |         |                                  |         |
| G (list sport) |                        |         |              |         |              |         |   |         |                         |         |                                  |         |
| B football     | 7141.64                | 5719.21 | 1843.03      |         | 58.95        | 3007.93 | 14405.  | 16200   |                         |         |                                  |         |
| G (list sport) |                        |         |              |         |              |         |   |         |                         |         |                                  |         |
| B (list sport) |                        |         |              |         |              |         |   |         |                         |         |                                  |         |

3,367  
2,757  
14,259  
48,376

1. Total expenditures on T-35 and T-36 on the 2008-2009 year report due by April 15, 2009, should reflect the total monies spent (rounded off to nearest dollar) for the entire school year of 2007-2008 ending June 30, 2008.

2. Booster Club Funding/Contributions must be included in the above expenditures totals.

Indicate percentage of total expenditures for each gender: (If disparities are obvious, list on your Corrective Action Plan (T-60) what action you will take to correct the problem).

| #             | Gender | Expenditures       | Percentage  |
|---------------|--------|--------------------|-------------|
| 120           | Boys   | \$95710.64         | 61.8%       |
| 156           | Girls  | \$59208.68         | 38.2%       |
| <b>Total:</b> |        | <b>\$154919.32</b> | <b>100%</b> |

ATH  
1598  
350

Principal's Signature: *[Signature]* Date: 04/13/09



## 2008-2009 KHSAA TITLE IX ATHLETICS AUDIT

KHSAA  
Form T41  
Rev. 12/08


### Checklist - Overall Interscholastic Athletics Program

**DIRECTIONS:**

For the Areas of Compliance (Opportunities and Benefits) listed on the left hand side of the page, place a checkmark under the appropriate column identifying whether your school provided an advantage to the Girls' Program, or to the Boys' Program or to Neither Program. A review of T-35 and T-36 spending patterns might be helpful in completing this form.

| Areas of Compliance:                              | ADVANTAGE TO:     |                  |                    |
|---|-------------------|------------------|--------------------|
|   | GIRLS'<br>PROGRAM | BOYS'<br>PROGRAM | NEITHER<br>PROGRAM |
| <b>OPPORTUNITIES</b>                              |                   |                  |                    |
| Accommodation of Interest and Abilities           |                   |                  | ✓                  |
| <b>BENEFITS</b>                                   |                   |                  |                    |
| Equipment and Supplies                            |                   |                  | ✓                  |
| Scheduling of Games and Practice Time             |                   |                  | ✓                  |
| Travel and Per Diem Allowances                    |                   |                  | ✓                  |
| Coaching  |                   |                  | ✓                  |
| Locker Rooms, Practice and Competitive Facilities |                   |                  | ✓                  |
| Medical and Training Facilities and Services      |                   |                  | ✓                  |
| Publicity   |                   |                  | ✓                  |
| Support Services                                  |                   |                  | ✓                  |
| Athletic Scholarships                             | N/A               | N/A              |                    |
| Tutoring  |                   |                  | ✓                  |
| Any meals provided for home                       |                   |                  | ✓                  |

**If an advantage is shown, corrective action should be shown on T-60 (Corrective Action Plan).**

Principal's Signature:  Date: 04/13/09


**2008-2009  
TITLE IX  
CORRECTIVE ACTION PLAN**


SCHOOL NAME     Todd County Central High School    

**DIRECTIONS:**

1. For Column 1, indicate the intended area (Opportunities or Benefits) which needs corrective action in order to achieve gender equity. For Column 2, write the suggested change or activities that will correct the area in need of alteration. For Column 3, include the estimated completion date for the changes or activities.
2. It is possible to attain compliance with Title IX and no longer need "corrective" action. However, the KHSAA strongly encourages compliant schools to identify items for improvement (Column 1), activities to accomplish the improvement (Column 2) and a timetable for completion (Column 3) that will strengthen the athletic program.
3. You may copy this form as needed. Please attach corrective action plans along with audit forms and submit by April 15, 2009.

| COLUMN 1   | COLUMN 2   | COLUMN 3  |
|--|--|---|
| ITEM FOR CORRECTION/ IMPROVEMENT   | SUGGESTED CHANGE/<br>ACTIVITIES  | SCHOOL YEAR, COMPLETION DATE OF<br>CORRECTION FOR PROJECT |
| Basketball bleachers   | The bleachers on the visitor's side are wooden and in bad shape. There are the bleachers that are also used for all home volleyball games.           | Bleachers to be replaced by fall of 2009                  |
| Increase the number of participants in our sports programs especially girls        | We will hold an organizational meeting in the spring for students interested in participating in Cross Country. We have found a coach for the sport. | Fall of 2009  |
| Our baseball, softball, and soccer teams have port-a-potties for their facilities. | The construction of a central restroom/concession stand facility for the use of baseball, softball, and soccer.                                      | 2010-2011   |
|  |  |   |
|  |  |   |
|  |  |   |
|  |  |   |
|  |  |   |

Principal's Signature:  Date: 04/13/09



*Todd County Central High School  
806 South Main Street  
Elkton, Kentucky 42220  
Phone: 270-265-2506  
Fax: 270-265-9408*

# *Telefacsimile Message*

*Date: 6-15-09*  
*To: KHSAA - Brigid L. DeVries  
Darren Bilberry*  
*Fax Number: 859-293-5999*  
*From: Todd Co. Central  
High School*  
*Message: Title IX Corrections*

*Number of pages being sent including cover sheet: 16*

*Confidentiality*

*The information contained in this telefacsimile message is privileged and confidential and intended only for use by the individual(s) named above. If you are not the intended recipient, you are hereby informed that any unauthorized disclosure, copying, or distribution of these telecopied materials is strictly prohibited and that review by an individual other than the intended recipient shall not constitute a waiver of any privacy rights. If you have received this transmission in error, please notify us immediately by telephone (270) 265-2506 to arrange for return of the materials. Thank you.*

To: Brigid L. DeVries, Commissioner  
Darren Bilberry, Assistant Commissioner

From: Todd County Central High School


The disparity between girls' and boys' basketball in the awards column was a mistake made when pulling receipts. We left out a receipt for their awards. We are attaching a copy of the purchase order for them and have changed T-35 and T-36 to reflect the correct amount.

The disparity between girls' and boys' basketball in the travel column is due to the boys having more overnight tournaments. This has been correct and is more equitable for the 2008-2009 school year.

The expense for awards incurred by the school on softball was due to a bill for the current year, 2008-2009, being included on the financial report for 2007-2008. This was in the amount of \$252 for 2008-2009. A copy of the receipt is attached. The disparity between the booster clubs is because the girls' softball gave 5 - \$100 scholarships. These scholarships were for that year 2007-2008. There were no scholarships given for 2008-2009. A \$100 donation for a family who lost their home due to a fire was inadvertently counted, we have now taken that out.

Also included is a page from the Todd County Central High School's Athletic Policy. This page is an explanation on transportation.

Thank you,  
Todd County Central Athletic Department



**KHSAA TITLE IX  
ANNUAL REPORT SUBMISSION  
STATUS REPORT  
2008-2009**

KHSAA  
Form T65  
Revised 4/09

TO: KHSAA Member School Superintendents, Principals, and Athletic Directors

FROM: Brigld L. DeVries, Commissioner  
Darren Bilberry, Assistant Commissioner

DATE: June 1, 2009

|        |                          |             |                |
|--------|--------------------------|-------------|----------------|
| School | Todd Central High School | Reviewed by | Martha Mullins |
|--------|--------------------------|-------------|----------------|

The following is a status report regarding the required 2008 - 2009 Title IX Annual Report submission of forms due into the KHSAA office by April 15, 2009. Appropriate KHSAA Audit Team personnel have reviewed these forms and the following is a summary of this review.

I. Checklist of Forms properly submitted in a satisfactory manner:

|   |                               |     |  |
|---|-------------------------------|-----|--|
| X | GE 19 (Annual Verification)   |     | T-35 (Budget Expenses)                             |
| X | T-1 (Summary Program Chart 1) |     | T-36 (Budget Expenses)                             |
| X | T-2 (Summary Program Chart 2) | X   | T-41 (Checklist – Overall Interscholastic Program) |
| X | T-3 (Summary Program Chart 3) | X   | T-60 (Corrective Action Plan)                      |
| X | T-4 (Summary Program Chart 4) | N/A | T-63 (Interscholastic Survey Results)              |

II. Status

|    |   |   |
|----|---|---|
| A. |   | 2008 – 2009 Forms are satisfactory and no further information or action is necessary at this time.  |
| B. | X | Errors have been noted with respect to the following forms:<br><b>T-35/36: The information on number of coaches/teams was omitted. Submit the data by June 15, 2009.</b>  |
| C. |   | The following forms were omitted and must be submitted by school representatives:   |
| D. | X | According to the 2008-2009 data, the school appears to be meeting the standards established in:<br><input type="checkbox"/> Test 1 (Athletic participation is proportionate to enrollment)<br><input type="checkbox"/> Test 2 (History and continuing practice of program expansion)<br><input checked="" type="checkbox"/> Test 3 (Full and effective accommodation of interests and abilities)  |
| E. | X | Other Recommendation and Comments:<br>The KHSAA continues to recommend that a meeting of the Gender Equity Review Committee be held in each sports season, i.e., Fall, Winter, and Spring. A meeting of the Committee should be scheduled in the Winter next academic year.<br><b>Please provide an explanation regarding the disparity in expenditures in like-sports: between boys' and girls' basketball in TRAVEL and AWARDS; and in AWARDS, between softball and baseball. Please reply by June 15, 2009. Include a copy of the athletics department policies on TRAVEL and on AWARDS.</b> |


**2008-2009  
ACTUAL EXPENDITURES - PROGRAM COMPARISON CHART 1  
TO INCLUDE BOOSTER CLUB FUNDING**

KHSAA  
Form 135  
REV 12/08

|                 | equipment and supplies |         | travel  |         | awards |         | coaches' salaries (to include supplemental and extended employment; dollar amount required) | facilities improvements | publications (if sport-specific) |         |         |
|-----------------|------------------------|---------|---------|---------|--------|---------|---|-------------------------|----------------------------------|---------|---------|
|                 | School                 | Booster | School  | Booster | School | Booster |   |                         | School                           | Booster |         |
| G basketball    | 1034.04                | 3214.87 | 2758.94 |         | 375.89 | 93.05   | 11223.00  | 3                       | 3                                | 633.34  |         |
| B basketball    | 4185.28                | 1364.00 | 4233.91 | 1615.28 | 439.39 |         | 11223.00  | 3                       | 3                                | 633.33  |         |
| G softball      | 2093.57                | 4843.00 | 739.78  | 410.69  | 150.00 | 1350.00 | 2869.00   | 2                       | 2                                | 70.00   | 450.00  |
| B baseball      | 1776.18                | 2720.62 | 2014.79 |         | 30.00  | 776.85  | 2869.00   | 2                       | 2                                | 70.00   | 1749.30 |
| G cross country |                        |         |         |         |        |         |   |                         |                                  |         |         |
| B cross country |                        |         |         |         |        |         |   |                         |                                  |         |         |
| G golf          |                        | 620.00  |         |         | 131.95 |         | 1042.50   | 1                       | 1                                |         |         |
| B golf          |                        | 620.00  | 522.83  |         | 131.95 |         | 1042.50   | 1                       | 1                                |         |         |
| G soccer        | 256.23                 | 720.00  | 1416.05 |         |        | 2004.00 | 2822.00   | 2                       | 2                                |         |         |
| B soccer        | 256.22                 | 720.00  | 1161.59 |         |        | 2004.00 | 2822.00   | 2                       | 2                                |         |         |
| G swimming      |                        |         |         |         |        |         |   |                         |                                  |         |         |
| B swimming      |                        |         |         |         |        |         |   |                         |                                  |         |         |

off to nearest dollar) for the entire school year of 2007-2008 ending June 30, 2008.  
 2. Booster Club Funding/Contributions must be included in the above expenditures total. (Note: It is illegal for coaches to be paid by Booster Clubs - Reference KHSAA Bylaw 27)

Principal's Signature:



Date:

06/12/09

**2008-2009  
ACTUAL EXPENDITURES - PROGRAM COMPARISON CHART 2  
TO INCLUDE BOOSTER CLUB FUNDING**


A103AA  
Form T36  
REV. 12/88

|                | equipment and supplies |         | travel  |         | awards |         | coaches' salaries (to include supplemental and extended employment; dollar amount required) | facilities improvements |         | publications (if sport-specific) |         |
|----------------|------------------------|---------|---------|---------|--------|---------|---|-------------------------|---------|----------------------------------|---------|
|                | School                 | Booster | School  | Booster | School | Booster |   | School                  | Booster | School                           | Booster |
| G track        |                        |         | 1062.35 | 620.00  | 250.83 |         | 1434.00   | 1                       | 1       |                                  |         |
| B track        |                        |         | 600.25  | 620.00  | 104.92 |         | 1434.00   | 1                       | 1       |                                  |         |
| G tennis       |                        |         |         |         |        |         |   |                         |         |                                  |         |
| B tennis       |                        |         |         |         |        |         |   |                         |         |                                  |         |
| G volleyball   | 3460.31                | 1917.11 | 2182.99 | 1920.00 | 28.95  |         | 1292.91   | 2                       | 3       | 633.33                           |         |
| B wrestling    |                        |         |         |         |        |         |   |                         |         |                                  |         |
| G (list sport) |                        |         |         |         |        |         |   |                         |         |                                  |         |
| B football     | 7141.64                | 5719.21 | 1843.03 |         | 58.95  |         | 3007.93   | 3                       | 2       | 16200                            |         |
| G (list sport) |                        |         |         |         |        |         |   |                         |         |                                  |         |
| B (list sport) |                        |         |         |         |        |         |   |                         |         |                                  |         |

1. Total expenditures on T-35 and T-36 on the 2008-2009 year report due by April 15, 2009, should reflect the total monies spent (rounded off to nearest dollar) for the entire school year of 2007-2008 ending June 30, 2008.

2. Booster Club Funding/Contributions must be included in the above expenditures totals. Indicate percentage of total expenditures for each gender. (If disparities are obvious, list on your Corrective Action Plan (T-60) what action you will take to correct the problem).

| Gender        | Expenditures       | Percentage  |
|---------------|--------------------|-------------|
| Boys          | \$91737.53         | 61.1%       |
| Girls         | \$58856.68         | 38.9%       |
| <b>Total:</b> | <b>\$150024.21</b> | <b>100%</b> |

Principal's Signature:  Date: 06/12/09

**TODD COUNTY CENTRAL HIGH SCHOOL**  
**806 SOUTH MAIN STREET • ELKTON, KENTUCKY 42220**  
**270-265-2506 • 270-265-9408 FAX**

EQUAL OPPORTUNITY EMPLOYER

KENTUCKY STATE SALES AND USE TAX EXEMPTION NO. B-4377

5-19 2008

Reserve Right To Pay Completed Orders Only.

VENDOR COPY - white  
FINANCE COPY - yellow  
TEACHER COPY - pink

Purchase Order 4630

Vendor No. \_\_\_\_\_

VENDOR ADDRESS TC  
Cafeteria

BILL TO: TCCHS

If different from billing  
SHIP TO: \_\_\_\_\_

**\* NO BACK ORDERS - DO NOT EXCEED CATALOG LIST PRICE \***

| Quantity | Item and Description | Unit Price | Code # | Rec. | Total | Invoice # |
|----------|----------------------|------------|--------|------|-------|-----------|
|          | Cake + Punch         | \$75.00    | 02     |      | 75.00 |           |
|          | Athletic Banquet     |            |        |      |       |           |
|          | Boys                 | 37.50      |        |      |       |           |
|          | Girls                | 37.50      |        |      |       |           |

The District Model Procurement Policy has been followed for this purchase.

Receiving Information:

All items above received on 4-27-08 have been checked and found to be in good order.

Requested By Kristi Thomas

Approved By \_\_\_\_\_

Fund Allotment \_\_\_\_\_ Dept. \_\_\_\_\_

Signed Exceptions: \_\_\_\_\_

|                      |                    |
|----------------------|--------------------|
| Total this page      |                    |
| Total attachments    |                    |
| Total amount due     |                    |
| Approved for payment | <u>[Signature]</u> |
| Check Number         | <u>1166</u>        |
| Amount Paid          | <u>\$75.00</u>     |
| Date Paid            | <u>5-28</u>        |

1. Bid
2. Competitive Negotiations
3. Small Purchase
4. State/Federal/Gov't. Agency/Price Contract # \_\_\_\_\_
5. Emergency
6. Single Source
7. Perishable Items

8. Replacement Parts
9. Resale Item
10. Licensed Professional or Technician
11. Insurance
12. Sale @ reduced price
13. Other / explanation: \_\_\_\_\_

Verification of Model Procurement if needed

\_\_\_\_\_  
\_\_\_\_\_  
\_\_\_\_\_  
\_\_\_\_\_



**AND COUNTY CENTRAL HIGH SCHOOL**  
**SOUTH MAIN STREET • ELKTON, KENTUCKY 42220**  
**270-265-2506 • 270-265-9408 FAX**

EQUAL OPPORTUNITY EMPLOYER  
 KENTUCKY STATE SALES AND USE TAX EXEMPTION NO. B-4377

*4-24*, 20*08*

*4591*

Reserve Right To Pay Completed Orders Only.

VENDOR COPY - white  
 FINANCE COPY - yellow  
 TEACHER COPY - pink

Purchase Order \_\_\_\_\_

Vendor No. \_\_\_\_\_

VENDOR ADDRESS

*Wal-Mart Community*

BILL TO:

*TCHS*

If different from billing SHIP TO:

**\* NO BACK ORDERS - DO NOT EXCEED CATALOG LIST PRICE \***

| Quantity     | Item and Description    | Unit Price   | Code #               | Rec. | Total        | Invoice # |
|--------------|-------------------------|--------------|----------------------|------|--------------|-----------|
| <i>1 box</i> | <i>Clear Forks</i>      |              | <del><i>02</i></del> |      | <i>32.78</i> |           |
|              | <i>9oz clear cups</i>   |              | <i>02</i>            |      |              |           |
|              | <i>6in clear plates</i> |              |                      |      |              |           |
|              | <i>Vanity Napkins</i>   |              |                      |      |              |           |
|              | <i>1/2</i>              | <i>16.39</i> | <i>BB</i>            |      |              |           |
|              | <i>1/2</i>              | <i>16.39</i> | <i>GB</i>            |      |              |           |

The District Model Procurement Policy has been followed for this purchase.

*Ann Osborn*

Requested By

*[Signature]*

Approved By

Fund Allotment \_\_\_\_\_ Dept. \_\_\_\_\_

Receiving Information:

All items above received on *4-24, 2008* have been checked and found to be in good order.

*Kristi Thomas*

Signed Exceptions:

Total this page

Total attachments

Total amount due

Approved for payment *ll*

Check Number *1167*

Amount Paid *\$32.78*

Date Paid *5-28-1*

- 1. Bid
- 2. Competitive Negotiations
- 3. Small Purchase
- 4. State/Federal/Gov't Agency/Price Contract #
- 5. Emergency
- 6. Single Source
- 7. Perishable Items

- 8. Replacement Parts
- 9. Resale Item
- 10. Licensed Professional or Technician
- 11. Insurance
- 12. Sale @ reduced prices
- 13. Other / explanation:

Verification of Model Procurement if needed

\_\_\_\_\_  
 \_\_\_\_\_  
 \_\_\_\_\_

**TODD COUNTY CENTRAL HIGH SCHOOL**  
**808 SOUTH MAIN STREET • ELKTON, KENTUCKY 42220**  
**270-265-2506 • 270-265-9408 FAX**

EQUAL OPPORTUNITY EMPLOYER  
 KENTUCKY STATE SALES AND USE TAX EXEMPTION NO. B-4377

4-21, 2008

Reserve Right To Pay Completed Orders Only.

VENDOR COPY - white  
 FINANCE COPY - yellow  
 TEACHER COPY - pink

Purchase Order 4583

Vendor No. \_\_\_\_\_

VENDOR ADDRESS Momypson Joseph Center TO: TCCHS

If different from billing  
 SHIP TO: \_\_\_\_\_

\* NO BACK ORDERS - DO NOT EXCEED CATALOG LIST PRICE \*

| Quantity | Item and Description | Unit Price | Code # | Rec. | Total  | Invoice # |
|----------|----------------------|------------|--------|------|--------|-----------|
|          | Winter Sports Awards |            |        |      |        |           |
| 45       | 7x9 Plaques          | 15.00      | 02     |      | 675.00 |           |
| 13       | 6x8 Plaques          | 12.00      | 02     |      | 156.00 |           |
|          | Boys                 | 285.00     |        |      |        |           |
|          |                      | 48.00      |        |      |        |           |
|          |                      | 353.00     |        |      |        |           |
|          |                      | 353.00     |        |      |        |           |

The District Model Procurement Policy has been followed for this purchase.

Requested By Ann Osborn  
 Approved By Paula Swan  
 Fund Allotment \_\_\_\_\_ Dept. \_\_\_\_\_

Receiving Information:  
 All items above received on 4-24-08, have been checked and found to be in good order.

Signed \_\_\_\_\_  
 Exceptions: \_\_\_\_\_

Total this page 831.00  
 Total attachments \_\_\_\_\_  
 Total amount due \_\_\_\_\_  
 Approved for payment ee  
 Check Number 1166  
 Amount Paid \$831.00  
 Date Paid 5-28

- 1. Bid
- 2. Competitive Negotiations
- 3. Small Purchase
- 4. State/Federal/Gov't. Agency/Price Contract # \_\_\_\_\_
- 5. Emergency
- 6. Single Source
- 7. Perishable Items

- 8. Replacement Parts
- 9. Resale Item
- 10. Licensed Professional or Technician
- 11. Insurance
- 12. Sale @ reduced prices
- 13. Other/explanation: \_\_\_\_\_

Verification of Model Procurement if needed \_\_\_\_\_  
 \_\_\_\_\_  
 \_\_\_\_\_

**TODD COUNTY CENTRAL HIGH SCHOOL**  
**806 SOUTH MAIN STREET • ELKTON, KENTUCKY 42220**  
**270-265-2506 • 270-265-9408 FAX**

EQUAL OPPORTUNITY EMPLOYER  
 KENTUCKY STATE SALES AND USE TAX EXEMPTION NO. B-4377

1/28, 2008

Reserve Right To Pay Completed Orders Only.

VENDOR COPY - white  
 FINANCE COPY - yellow  
 TEACHER COPY - pink

Purchase Order 4494

Vendor No. 217

VENDOR ADDRESS Gist Flowers

BILL TO: TCHS

If different from billing SHIP TO:

**\* NO BACK ORDERS - DO NOT EXCEED CATALOG LIST PRICE \***

| Quantity | Item and Description                     | Unit Price | Code # | Rec. | Total | Invoice # |
|----------|--|------------|--------|------|-------|-----------|
| 12       | Courssages                               |            |        |      |       |           |
| 12       | <del>Boutonnieres</del>                  |            |        |      |       |           |
| 1        | <del>Princess Bouquet</del>              |            |        |      |       |           |
| 1        | <del>Queen Bouquet</del>                 |            |        |      |       |           |
|          | Court decoration                         |            |        |      |       |           |
| 13       | Boues for senior night                   |            |        |      |       |           |
|          | <del>for G Basketball B/Basketball</del> |            |        |      |       |           |
|          | <del>5 x 6.50</del>                      |            |        |      |       |           |
|          | Athletics                                | 32.50      | (02)   |      | 45.50 |           |
| 7        | Boues for senior night                   |            |        |      |       |           |
|          | Dance                                    |            |        |      |       |           |
|          | Team                                     |            |        |      |       |           |
|          |  |            | (31)   |      | 24.50 |           |

The District Model Procurement Policy has been followed for this purchase.

Requested By Ann Osborn

Approved By [Signature]

Fund Allotment 20,02,31 Dept.

Receiving Information:

All items above received on 2/14, 2008 have been checked and found to be in good order.

Signed Exceptions: [Signature]

Signed Exceptions:

Total this page 312.00

Total attachments

Total amount due 312.00

Approved for payment [Signature]

Check Number 1153

Amount Paid \$ 312.00

Date Paid 3/12/08

- Bid
- Competitive Negotiations
- Small Purchase
- State/Federal/Gov't. Agency/Price Contract #
- Emergency
- Single Source
- Perishable Items

- Replacement Parts
- Resale Item
- Licensed Professional or Technician
- Insurance
- Sale @ reduced prices
- Other / explanation:

PAID Verification of Model Procurement if needed

MAR 12 2008

Per. [Signature] 1153

THOMPSONS TROPHY CENTER

2708431844

Page 2

**PLEASE Pay From This Invoice**



# Thompson's Trophy Center

318 Morgantown Road  
Bowling Green, KY 42101  
(270) 843-1844 or (270) 843-6024  
www.thompsonstrophycenter.com

46382

Invoice Number

SOLD TO: Todd G. U.S. Softball


SHIP TO

Troy Windows

|                     |           |               |               |
|---------------------|-----------|---------------|---------------|
| CUSTOMER'S ORDER NO | SALESMAN  | TERMS         | INVOICE DATE  |
|                     | <u>87</u> | <u>Charge</u> | <u>1-9-09</u> |

| QUANTITY  | DESCRIPTION       | UNIT PRICE   | AMOUNT        |
|-----------|-------------------|--------------|---------------|
| <u>13</u> | <u>6x8 Plaque</u> | <u>12.00</u> | <u>156.00</u> |
| <u>6</u>  | <u>7x9 Plaque</u> | <u>16.00</u> | <u>96.00</u>  |
|           |                   |              |               |
|           |                   |              |               |
|           |                   |              |               |
|           |                   |              |               |
|           |                   |              |               |
|           |                   |              |               |
|           |                   |              |               |
|           |                   |              |               |
|           |                   |              |               |
|           |                   |              |               |

|   |   |                |                    |               |
|---|---|----------------|--------------------|---------------|
| <b>TERMS:</b><br>Full payment is due within 30 calendar days from invoice date. If it becomes necessary to seek collection through legal means, customer agrees to pay all court cost and legal fees incurred. A 1.5% Finance Charge will be added to each past due invoice every 30 days until paid in full. | <b>PAID</b>   |                | <b>SUB TOTAL</b>   | <u>252.00</u> |
|   | <input type="checkbox"/> MASTER CARD<br><input type="checkbox"/> VISA<br><input type="checkbox"/> CASH<br><input checked="" type="checkbox"/> CHECK # |                | <b>TAX</b>         |               |
|   |   |                | <b>FREIGHT</b>     | <u>1.00</u>   |
|   |   |                | <b>RUSH CHARGE</b> |               |
|   |   |                | <b>TOTAL</b>       | <u>253.00</u> |
|   |   | <b>DEPOSIT</b> |                    |               |

  
 JAN 10 2009  
 #12065

**Todd County Central- Lady Rebel Softball**

**2007-2008 - Total Money Raised.....\$6,330.00**

**2007-2008 Season- Expenditures**

**4/25/2008-Field Sign Replacements.....\$ 450.00**

**6-5-2007- Shared Cost of New Bating Cage..... 2000.00**

**12/10/2007- Gift Card for Ashley Bishop's Family( Home Fire)..... 100.00**

**3/20/2008 - Sweat Pant & Hooded Sweat Shirts for Team..... 1459.00**

**5/24/2008 -Softball Camp Expenses..... 410.69**

**5/28/2008- Team T-Shirts for District Champs..... 144.00**

**6/3/2008 - Team Banquet- meals..... 850.00**

**6/3/2005- Five Senior Scholarships..... 500.00**

# Banquets

The principal, the athletic director, and coaches shall coordinate the all activities related to athletic banquets or recognition programs. There will a banquet or recognition program at the end of each athletic teams season. These are to be designed in such a way to recognize as many athletes as possible. All players should be introduced and individuals should be awarded for their accomplishments. Organization of the banquet is the responsibility of the coaching staff of the sport, as well as the booster organization. Payment for the banquet can occur through several means:

- Money available in the individual sports' athletic account.
- Money available in the booster organization TCA.
- Money generated by the individual booster club for the sport.
- Ticket sales for individuals other than the athletes attending the banquet.

# Awards

**Football:**

Offensive Back  
Defensive Back  
Offensive Lineman  
Defensive Lineman  
Most Improved  
Special Teams  
Dedication  
Jr. Loving Cup  
Academic Award  
Iron Man Reward (best two way starter)  
Senior Recognition

**Volleyball:**

Most Valuable Player  
Most Improved  
110%  
Assist  
Aces  
Service Points  
Academic Award  
Senior Recognition

**Baseball:**

Most Improved \*  
Lowest Earned Run Average  
Best Defensive  
Player of the Year \*  
Most Runs Batted In  
Highest Batting Average  
110% \*  
Highest on Base %  
300 Batting Club  
400 Batting Club  
Academic Award  
Senior Recognition

**Softball:**

Most Improved \*  
Most Runs Batted In  
Highest Batting Average  
Highest on Base %  
110% \*  
Most Stolen Bases  
Highest Batting Average  
Most Sacrificed Bunts  
Best Defensive \*  
Most Stolen Bases  
Slugging %  
Academic Award  
Senior Recognition

**Girl's and Boy's Golf:**

Team Leader \*  
Most Improved  
Coaches Award  
Academic Award  
Senior Recognition

**Girl's and Boy's Basketball:**

110%  
Defensive Player  
Coaches Award  
Most Rebounds  
Free Throw %  
Field Goal %  
Three Points %  
Most Improved Player \*  
6<sup>th</sup> Man \*  
Rookie of the Year \*  
Most Valuable Player \*  
Most Assists  
Most Steals  
Academic Award  
Senior Recognition



**Boy's and Girl's Soccer:**

Offensive Player

Defensive Player

Most Improved

Iron Man Award

Coaches Award

110%

Most Valuable Player \*

Academic Award

Senior Recognition

**Girl's and Boy's Track:**

110%

MVP

Most Improved

Academic Award

Senior Recognition

**Cheerleading**

110% \*

Most Improved \*

Fly Girl

Most Spirited \*

Outstanding Ground Crew Member

Academic Award

Senior Recognition

\* Voted on by athletes

# Banners

## **When finances are available-**

Banners will be hung in the gymnasium for all sports in which the following have been accomplished:

- District Championship
- Regional Championship
- State Runner-Up
- State Championship
- Class "A" Regional Championship
- Class "A" State Runner-Up
- Class "A" State Championship

# Transportation

- Todd County School District buses will be used for athletic competitions.
- If a trip is of such magnitude, special consideration may be given by the Athletic Director and/or Principal to alternate means of transportation. If an alternate means of transportation is to be used, all necessary paper work must be completed in advance.
- Todd Central's Athletic Director will request buses for all away athletic competitions.
- Transportation costs for busses will be paid by the board of education up to \$15,000, then Todd County Central Athletic Department it to incur the expenses above this amount.